

CUBE BOX






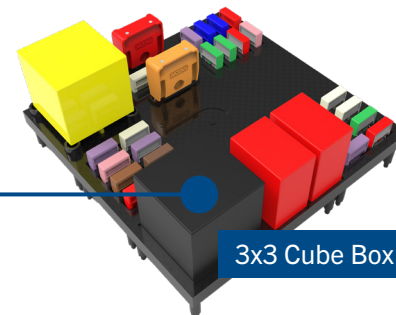

MODULAR DESIGN

The masks can have different sizes and geometries and can be made with the same modular mold. Customizable PCB with customer's electrical diagram.

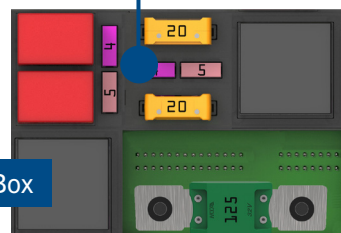
Injection mold with a modular matrix



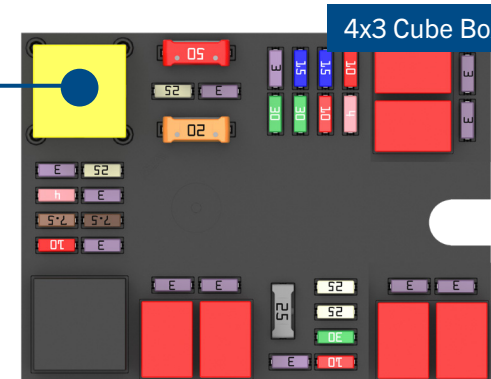
6x3 Cube Box



3x3 Cube Box



3x2 Cube Box



4x3 Cube Box



HIGH ECONOMIC EFFICIENCY

Low tooling and engineering costs thanks to standardised processes and housings.



PATENTED DESIGN



SHORT TIME-TO-MARKET

Fast project processing through a wide range of standardised housings as well as established product development process

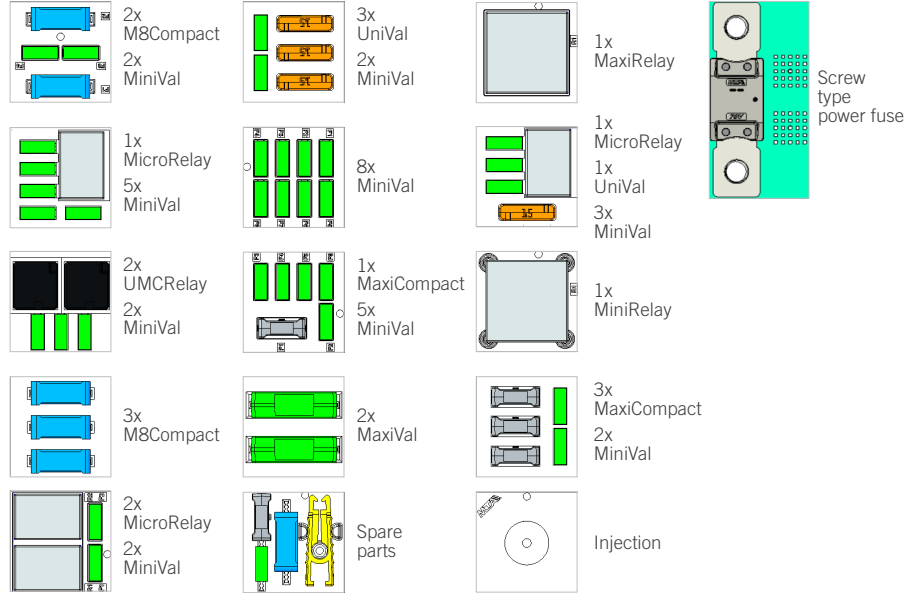


WATERPROOF VERSION

Robust housing for PCB protection, available in open or sealed version.

1.

The customization of the Cube Box starts with the injection mold.




Different 35x35 mm modules with different contents that can be positioned and oriented in the mold according to the customer's layout to obtain the required mask for the customized PDU. Each module can be placed and rotated in any position of the matrix and replicated as needed.

If necessary, it is also possible to provide for the use of screw-type power fuses. The masks can have different sizes and geometries up to 7x5 modules (35 pieces in total) selected from the range available.

2.

Connectors can be positioned on top or bottom side.

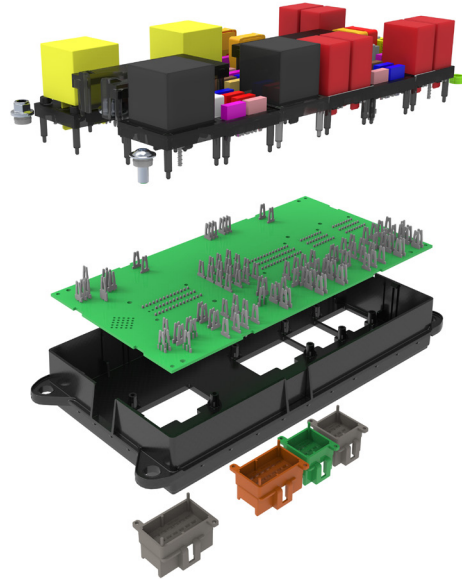


Outputs with multi-way sectioning connectors that can be positioned on the lower or upper side.

The housings are made using interchangeable parts that allow for different layouts of output connections.

3.

The PCB design is customised according the electrical schematics and pin out of the customer.



The fully customizable PCB is developed according to project needs. The fork type contacts used are assembled with press-fit technology, as well as the output connector tabs.

Small electronic components, such as diodes, resistors and LEDs can be soldered during the assembly stages.

4.

The Cube Box is suitable both for the cabin and the engine compartment.



If needed, the Cube Box can be placed in the engine compartment.

A waterproof version, equipped with sealed connectors and a lid with gaskets, assures an IP67 / IP6K9K.



www.mta.it



MODULAR CUBE BOX

Version 1.0

May 2025

DISCLAIMER – Products, information, drawings, specifications and reference numbers (hereafter “contents”) discussed herein are for reference purposes only. All contents herein are provided on an “as is” basis, without warranties of any kind. The contents discussed herein remain the sole and exclusive property of MTA S.p.A. and shall not be copied, translated in whole or in part without MTA S.p.A. prior written consent. No license of any patent, copyright, mask work, trademark or any other intellectual property right is granted under this document, by implication, estoppel or otherwise. Contents may be modified and changed by MTA S.p.A. without any notice. For updates or additional information about MTA products, please contact your nearest MTA office. All brand names, trademarks and registered trademarks belong to their respective owners.